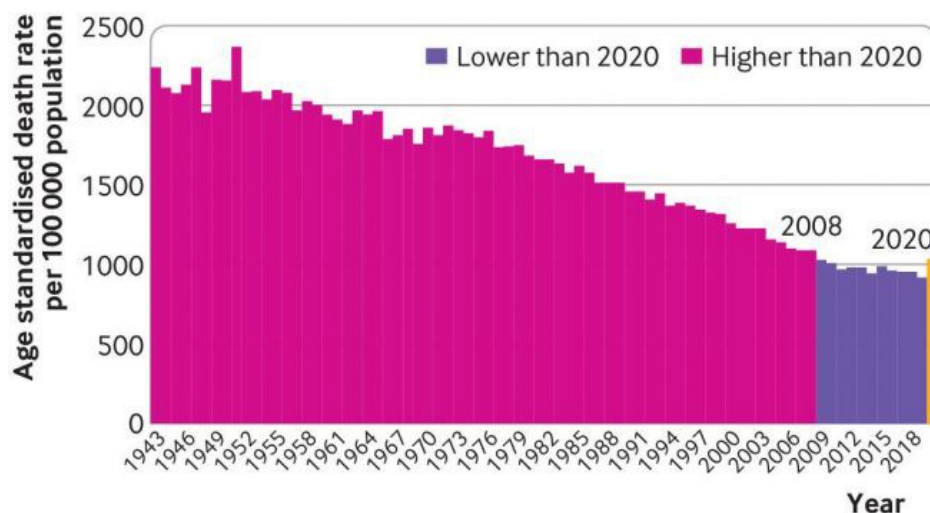


# MORE PROBLEMS WITH WWII



by Miles Mathis

First published January 14, 2022

I was rereading some of my papers from last year today. I do that occasionally, since my old research often has better new clues, even for me, than reading the news, mainstream or alternative. That graph above is from one of the Covid papers, where I linked to an article from the *OffGuardian*. The author there points out that the orange bar at the end isn't at all what you would expect from a pandemic. You would expect that bar to go right off the chart, above 2500 at the top. Instead, we see only a small increase, taking us back to 2009 levels. And we now know that increase can be assigned to a rise in suicides, car crashes, and other non-viral causes.

But what I didn't notice the first time is the information they are giving us about WWII. We have data there from 1943, 1944, and 1945. Look closely. It isn't what you would have expected, is it? This is a graph from the UK, so it applies only to the UK, but that is even better. The UK was much closer to the action than the US, and involved earlier in the War in Europe, so isolating the UK is perfect. Given the history we have been sold, we would again expect the bars for those years to go off the chart, above 2500. How can you have a World War and no spike in the death rate? The rate for 1944 actually went down?

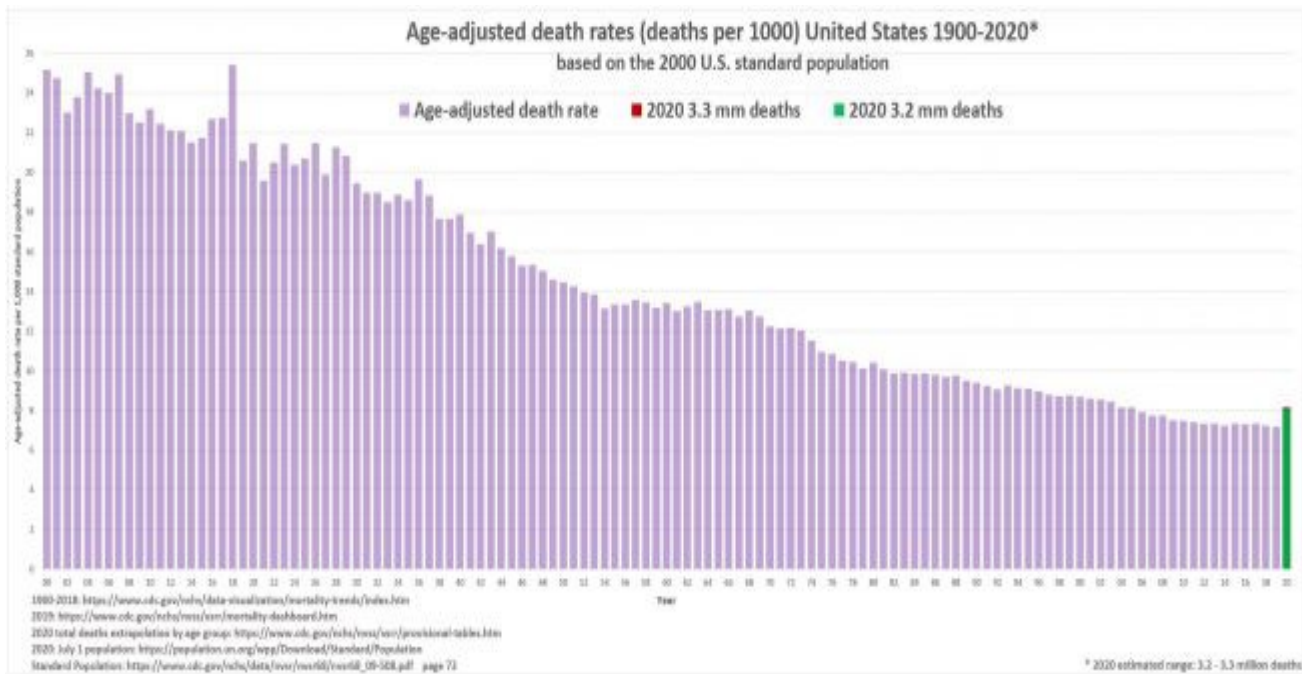
What we see is a small dip in 1948 then a small spike in 1951. That late spike may be the Korean War. Although that was mainly our fake war (the US), the UK was also involved. I don't know what caused the dip in 1948, but we would have expected the big dip to be in 1946. But we don't see any dip in 1946 at all.

[In a previous paper](#) I showed you similar charts for Germany, France, and Belgium. Those were population stats, not death stats, but they were also not what we would expect.

[**Addendum January 16**: the second chart I had here turned out to be for heart disease only, and wasn't

labelled very well at the place I found it. So I looked for all-cause charts of the 20<sup>th</sup> century. *I didn't find any.* Which is curious. Let me know if you do. So that chart above becomes more valuable. What I did find is even more interesting. On that search today on Bing, *this paper* came up on the front page, number 2 after the paper I had linked to on heart disease. We have seen that many times before, where my papers go to the top of general searches immediately. That also isn't what you would expect, given what we are told about the internet and the published numbers for this site. We are led to believe the internet is very big and that I am very small. But that doesn't appear to be the case. It tells me the popularity of this site may be WAY above what we are told. We know Google is suppressing this site, but we now have an idea of how much.

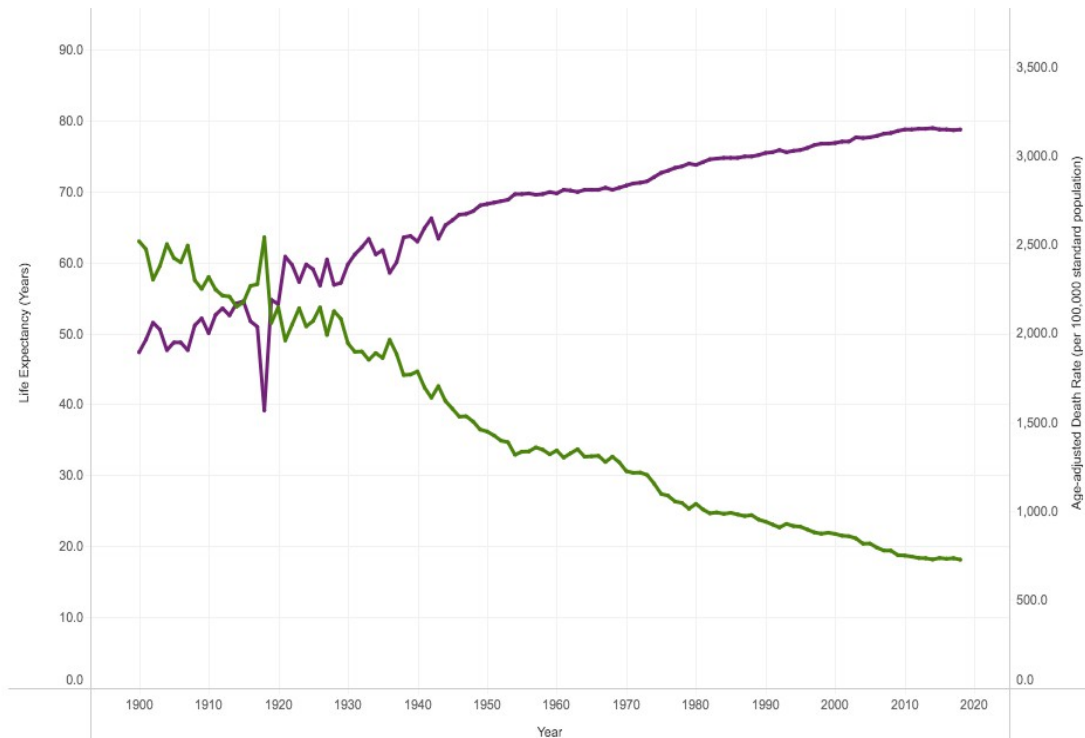
I soon found an all-cause ASDR for the US myself: [it was in the same Off-Guardian piece.](#)



There, we do get one small spike for 1918, but is that the war, or the Spanish flu? Looks to me like the Spanish flu was manufactured to create a spike, specifically to hide the fact we have no war spike there. But even if that isn't true, if we subtract out the Spanish flu, we don't have a spike for WWI.

We see a tiny spike in 1936, but that isn't a war. No spike in the 1940s, and nothing in the 1960s either. We see one little drop in 1954, which might signal the end of the Korean War, but we see a continuous fall from 1950 to 1953, which doesn't fit what we are told about that war at all. See M\*A\*S\*H.

Let's check that graph by going to its source at the CDC, as listed:



Again, we find a spike at 1918, which could be either the war or the flu. But strangely we don't see any war spikes in the 1940s, the 1950s, or the 1960s. It is as if WWII never happened.]

Those graphs shows us something else important in the current crisis. Look how much the lines have plummeted since the late 1960s. Death rates have been cut in half in just 60 years. How? I would assume it is because people are drinking and smoking a lot less than they did then. They are eating better. They are exercising more. Cars are far safer. Surgeries are more often successful. You can see that these things have made a huge difference. But that has turned out to be a problem, because it means a lot fewer people are dying, adding to already rising populations. The Phoenicians must have looked at these graphs in horror, saying to themselves, "Good lord, what have we done, people just won't die anymore". In their minds, the only answers to this were real wars, plagues, poisoned vaccines, forced sterilization, or mass starvation. Of those, you can see that only one was politically feasible, and only if packaged in a big lie.

So we don't need an *X-Files* answer to this. We aren't being killed by aliens who want our planet. I would say our populations are being managed in some rather hambanded and gruesome and unnecessary ways by our governors. I agree that population is a problem, but it should be dealt with via birthrates, not deathrates. And certainly not by mass murder for profit.

And it should be dealt with on a country-by-country basis, not with a worldwide genocide. The US shouldn't be punished for birthrate problems in China or India. The US is a major problem worldwide, but not for birthrates. FOR CONSUMPTION. First-world lifestyles are not sustainable because they burn too much energy and create too much waste. You address that by addressing the consumer lifestyle, which the Phoenicians are not willing to do. They created it and apparently would rather murder you with a vaccine than give it up. They want you to continue buying all their plastic disposable crap and heating your homes and businesses to 78 and cooling them to 68 and underwriting a military that uses more energy than half the rest of the world combined. They want you to continue

to underwrite ridiculous levels of shipping and transport, so that you can get a pencil eraser from China and have it shipped halfway around the world by Amazon rather than buying it at your local shop. It is a market of profligacy and waste, and most everything you are told about that by Al Gore or Greta Thunberg happens to be true—not including their solutions. It won't be solved by more taxes or government agencies, it will be solved by thrift, prudence and restraint, something Americans used to display because they had to. They couldn't afford not to. And of course those who need to rein it in the most are the Phoenicians themselves, who have become so wasteful it is a Versailles-level joke, without the art or beauty.